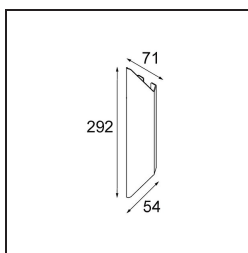


Date
Customer
Project
Type

Chival Wall Up/Down 292 2x LED 3000K Trailing Edge DI Champagne Brushed Anodised

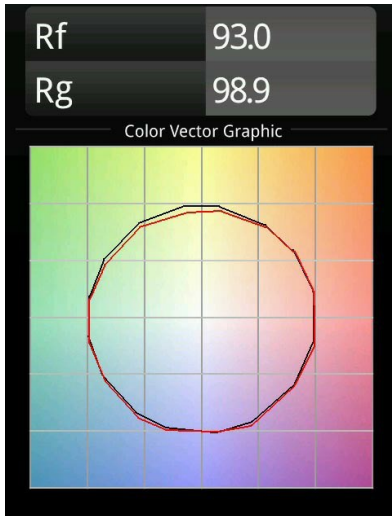


Specifications

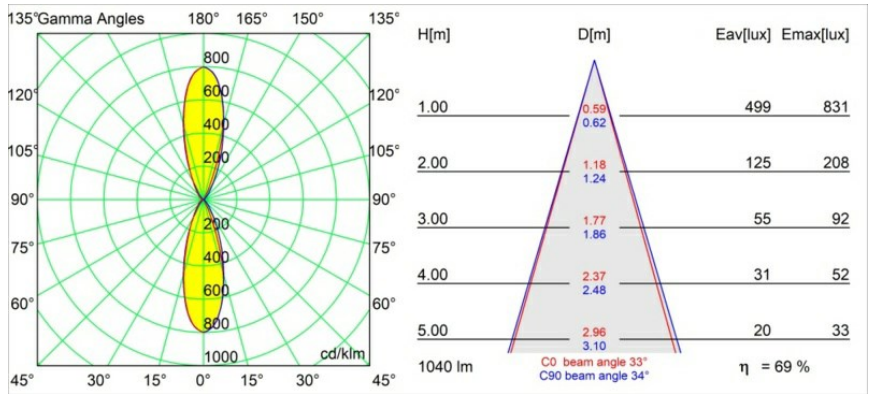
Material	13760141
Light Source Type	LED
LED Type	CREE 1304
LED technology	LED COB
CRI	Min. 90
Colour Temperature	3000K
Lifetime	L90B10 @50,000 Hours
Lamp Included	Yes
Number of Light Sources	2
CIE flux code	88 96 99 50 69
Binning (SDCM)	2
Light Direction	Up/Down
Optic	Collimator
Measured beam angle (°)	34.0
Input Voltage	230V
Luminaire power (W)	11.6
Electrical Class	I
IP Rating	20
Glow wire rating (°C)	960
Dimming Protocol	Trailing Edge
Indoor/Outdoor	Indoor
Application	Wall
Mounting	Surface
Adjustability	Not Applicable
Distance to Lighted Object (m)	0,1
Primary Colour & Primary Finish	Champagne, Brushed Anodised
Gross weight (g)	450.0
Luminous flux per lamp (lm)	722
Efficacy (lm/W)	62
Glare rating	27

Formed by one single, pleated plate, Chival shows elements of sharp design and refined craftsmanship. Its up and down vertical light is a natural continuation of the shape, which was inspired by medieval coats of arms. Alone, Chival is beautiful and timeless. Try two or more, and you'll see a conversation of shadow, light and patterns taking shape.

TM30 & CRI diagram



Light distribution & beam diagram



Diagrams