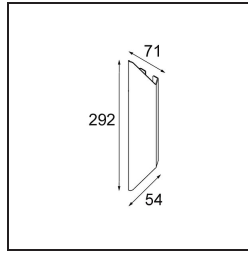


Date
Customer
Project
Type

Chival Wall Up/Down 292 2x LED 2700K Trailing Edge DI Bronze Brushed Anodised

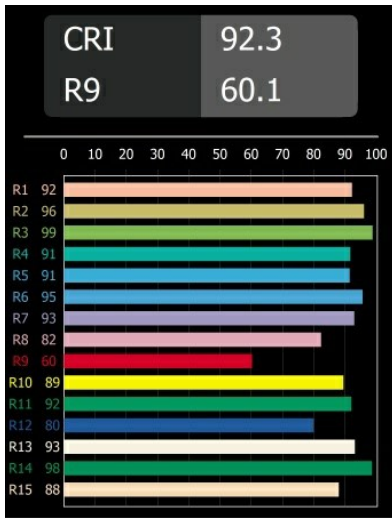
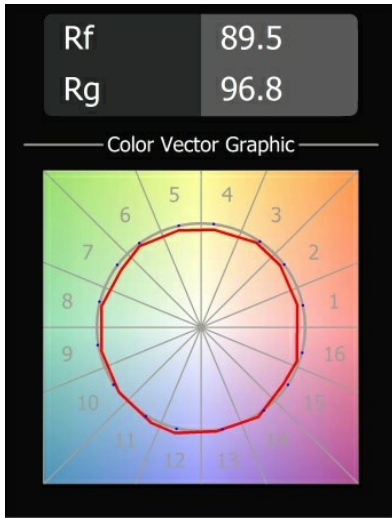


Specifications

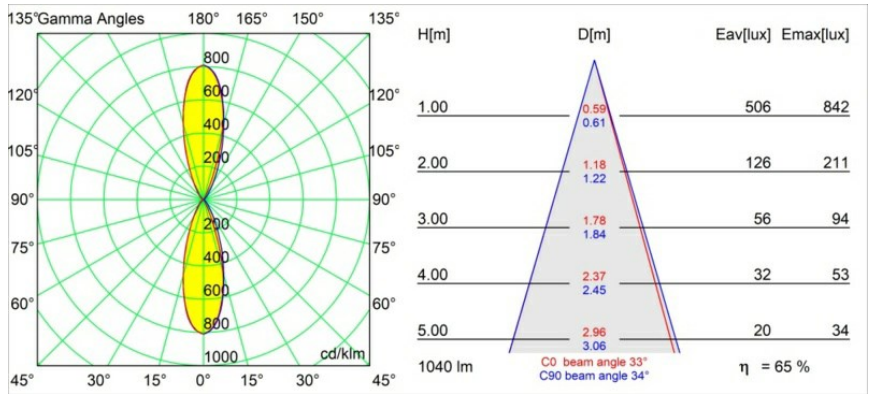
Material	13760082
Light Source Type	LED
LED Type	CREE 1304
LED technology	LED COB
CRI	Min. 90
Colour Temperature	2700K
Lifetime	L80B20 @50,000 Hours
Lamp Included	Yes
Number of Light Sources	2
CIE flux code	91 97 99 50 66
Binning (SDCM)	2
Light Direction	Up/Down
Optic	Collimator
Measured beam angle (°)	34.0
Input Voltage	230V
Luminaire power (W)	11.6
Electrical Class	I
IP Rating	20
Glow wire rating (°C)	960
Dimming Protocol	Trailing Edge
Indoor/Outdoor	Indoor
Application	Wall
Mounting	Surface
Adjustability	Not Applicable
Distance to Lighted Object (m)	0,1
Primary Colour & Primary Finish	Bronze, Brushed Anodised
Gross weight (g)	450.0
Delivered lumens (lm)	684
Efficacy (lm/W)	59
Glare rating	23

Formed by one single, pleated plate, Chival shows elements of sharp design and refined craftsmanship. Its up and down vertical light is a natural continuation of the shape, which was inspired by medieval coats of arms. Alone, Chival is beautiful and timeless. Try two or more, and you'll see a conversation of shadow, light and patterns taking shape.

TM30 & CRI diagram



Light distribution & beam diagram



Diagrams