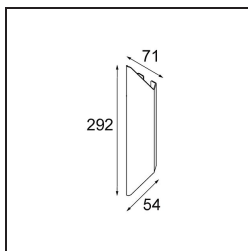


Date
Customer
Project
Type

Chival Wall Up/Down 292 2x LED 1800-3000K WD DE Black Chrome

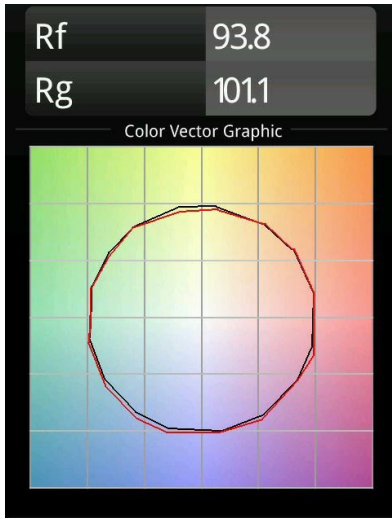


Specifications

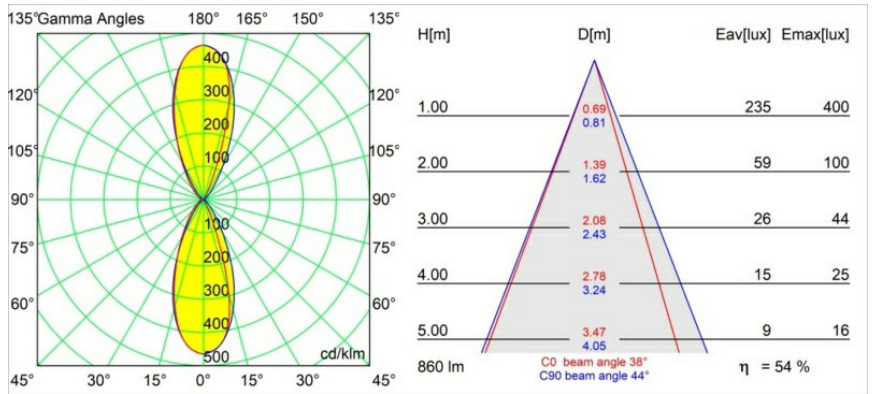
Material	13760880
Light Source Type	LED
LED Type	BRIDGELUX WARMDIM 4W
LED technology	LED COB
CRI	Min. 95
Colour Temperature	1800-3000K (Warm Dim)
Lifetime	L90B10 @50,000 Hours
Lamp Included	Yes
Number of Light Sources	2
CIE flux code	87 96 99 50 54
Binning (SDCM)	3
Light Direction	Up/Down
Optic	Collimator
Measured beam angle (°)	44.0
Input Voltage	Constant Current Driver Required
Electrical Class	III
IP Rating	20
Glow wire rating (°C)	960
Indoor/Outdoor	Indoor
Application	Wall
Mounting	Surface
Adjustability	Not Applicable
Distance to Lighted Object (m)	0,1
Primary Colour & Primary Finish	Black, Chrome
Gross weight (g)	370.0
Drive current (mA)	250
Min. forward voltage (Vf)	15,5
Max. forward voltage (Vf)	18,5
Connected load (W)	4,0
Luminous flux per lamp (lm)	467
Efficacy (lm/W)	56
Glare rating	26

Formed by one single, pleated plate, Chival shows elements of sharp design and refined craftsmanship. Its up and down vertical light is a natural continuation of the shape, which was inspired by medieval coats of arms. Alone, Chival is beautiful and timeless. Try two or more, and you'll see a conversation of shadow, light and patterns taking shape.

TM30 & CRI diagram



Light distribution & beam diagram



Diagrams