
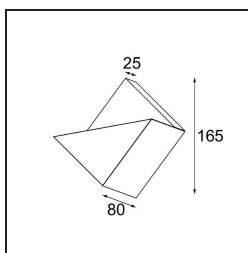


Date
Customer
Project
Type

Impulse Square Wall 1x IP44 LED 2700K DE Black Structure



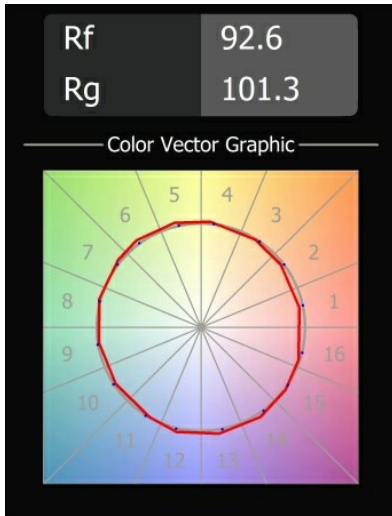
An abstract square shape that transforms into a poem of light and shadow. Impulse Square Wall brings a surprising light effect to any surface it touches.



Specifications

Material	13771432
Light Source Type	LED
LED Type	LED PCB IMPULSE
LED technology	LED PCB
CRI	Min. 90
Colour Temperature	2700K
Lifetime	L80B10 @50,000 Hours
Lamp Included	Yes
Number of Light Sources	1
CIE flux code	0 0 0 0 74
Binning (SDCM)	3
Light Direction	Up, Down
Measured beam angle (°)	120.0
Input Voltage	Constant Current Driver Required
Electrical Class	III
IP Rating	44
Glow wire rating (°C)	960
Indoor/Outdoor	Indoor
Application	Wall
Mounting	Surface
Adjustability	Not Applicable
Distance to Lighted Object (m)	0,1
Primary Colour & Primary Finish	Black, Structure
Gross weight (g)	779.0
Drive current (mA)	350 500
Min. forward voltage (Vf)	10,8 10,8
Max. forward voltage (Vf)	12,0 12,0
Connected load (W)	3,8 5,5
Delivered lumens (lm)	351 471
Efficacy (lm/W)	92 86
Glare rating	1 1

TM30 & CRI diagram



Light distribution & beam diagram

