
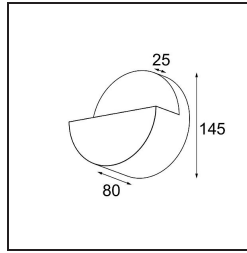


Date
Customer
Project
Type

*Impulse Round Wall 1x LED 2700K Trailing Edge DI Grey White Structure*



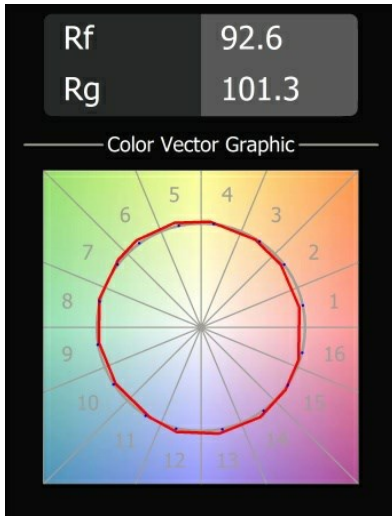
Impulse Round Wall expresses a unique experience in your space, where bows of shadow and light create depth and accentuate architectural features all around.



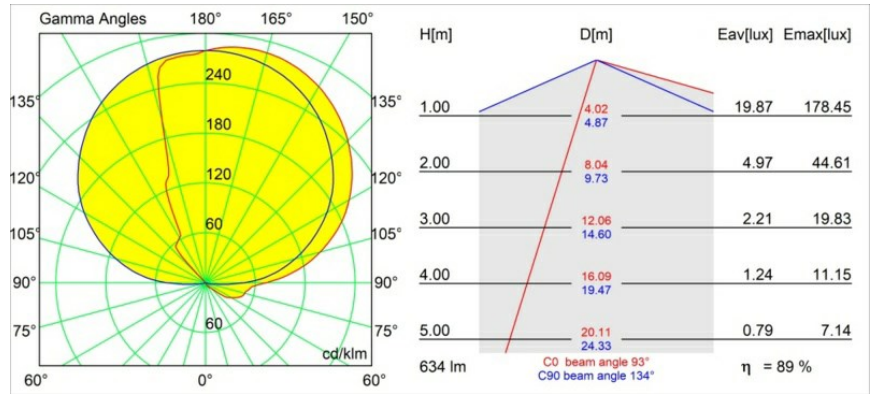
**Specifications**

Material	13770036
Light Source Type	LED
LED Type	LED PCB IMPULSE
LED technology	LED PCB
CRI	Min. 90
Colour Temperature	2700K
Lifetime	L80B10 @50,000 Hours
Lamp Included	Yes
Number of Light Sources	1
CIE flux code	3 18 47 8 90
Binning (SDCM)	3
Light Direction	Up, Down
Measured beam angle (°)	120.0
Input Voltage	230V
Luminaire power (W)	7.5
Electrical Class	I
IP Rating	20
Glow wire rating (°C)	960
Dimming Protocol	Trailing Edge
Indoor/Outdoor	Indoor
Application	Wall
Mounting	Surface
Adjustability	Not Applicable
Distance to Lighted Object (m)	0,1
Primary Colour & Primary Finish	Grey White, Structure
Gross weight (g)	963.0
Delivered lumens (lm)	569
Efficacy (lm/W)	76
Glare rating	26

**TM30 & CRI diagram**



**Light distribution & beam diagram**



Diagrams