
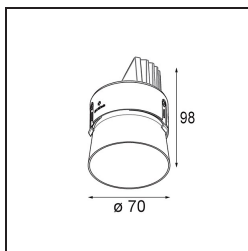


*Thimble Recessed Trimless Adjustable 70 1x LED 2700K Spot DE Bronze Brushed Anodised*



Minimalistic design, subtle curves, revealing colours, high-quality lens and LED. With its deep-recessed and glare-free light source, Thimble's clean and seamless execution makes it a quiet yet sophisticated choice for high-end residential or hospitality settings. This versatile, elegant architectural downlighter brings pure form, definition and quality light without stealing all the attention.



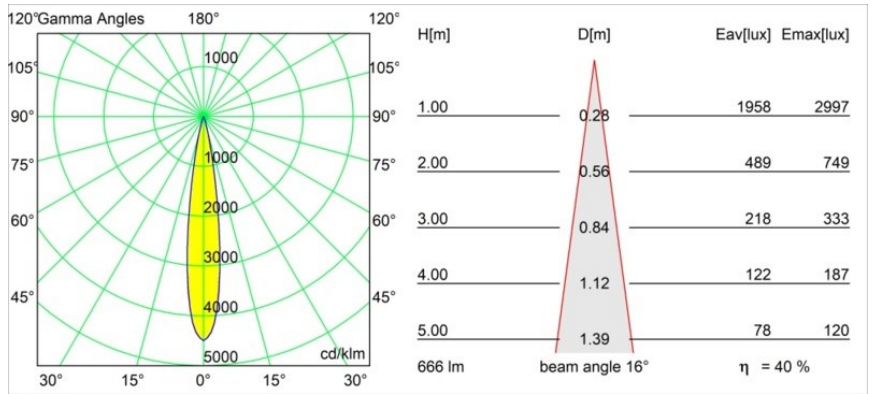
### Specifications

|                                 |                                  |
|---------------------------------|----------------------------------|
| Material                        | 11623282                         |
| Light Source Type               | LED                              |
| LED Type                        | CITIZEN CLU7A3                   |
| LED technology                  | LED COB                          |
| CRI                             | Min. 90                          |
| Colour Temperature              | 2700K                            |
| Lifetime                        | L90B10 @50,000 Hours             |
| Lamp Included                   | Yes                              |
| Number of Light Sources         | 1                                |
| CIE flux code                   | 100 100 100 100 40               |
| Binning (SDCM)                  | 2                                |
| Light Direction                 | Down                             |
| Optic                           | Lens                             |
| Measured beam angle (°)         | 16.0                             |
| Input Voltage                   | Constant Current Driver Required |
| Electrical Class                | III                              |
| IP Rating                       | 20                               |
| Glow wire rating (°C)           | 960                              |
| Indoor/Outdoor                  | Indoor                           |
| Application                     | Ceiling                          |
| Mounting                        | Recessed                         |
| Cut-out size (mm)               | ø111                             |
| Mounting depth (mm)             | 110.0                            |
| Adjustability                   | H 360° V 30°                     |
| Distance to Lighted Object (m)  | 0,1                              |
| Primary Colour & Primary Finish | Bronze, Brushed Anodised         |
| Gross weight (g)                | 225.0                            |
| Drive current (mA)              | 350      500                     |
| Min. forward voltage (Vf)       | 11,2      11,2                   |
| Max. forward voltage (Vf)       | 13,2      13,2                   |
| Connected load (W)              | 4,1      6,1                     |
| Luminous flux per lamp (lm)     | 198      268                     |
| Efficacy (lm/W)                 | 48      44                       |
| Glare rating                    | 0      0                         |

**TM30 & CRI diagram**



**Light distribution & beam diagram**

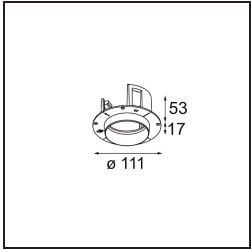


Diagrams

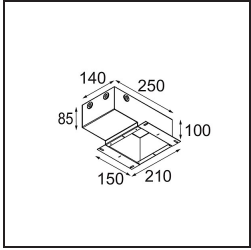
**Installation Accessories**



**11624230** Concrete Kit 70 150x150 1x



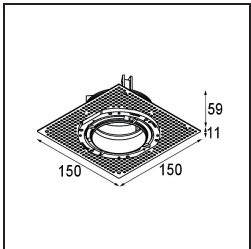
**11624430** Concrete Ring 70 Standard Installation Housing



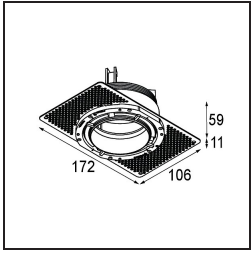
**11624030** Installation Housing 140x250x100x210



**12292630** Gypsum Fibreboard 150x150



**12293630** Plaster Kit Trimless 150x150 - 70 1x



■ **11624730** Ring Recessed Trimless 70 1x

■ Choose a required accessory