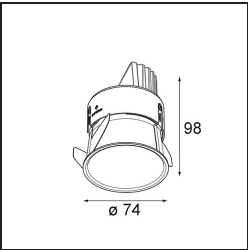


Date
Customer
Project
Type

Thimble Recessed Adjustable 74 1x LED 3000K Spot DE White Structure



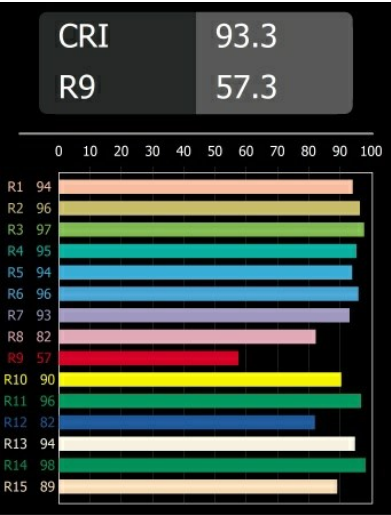
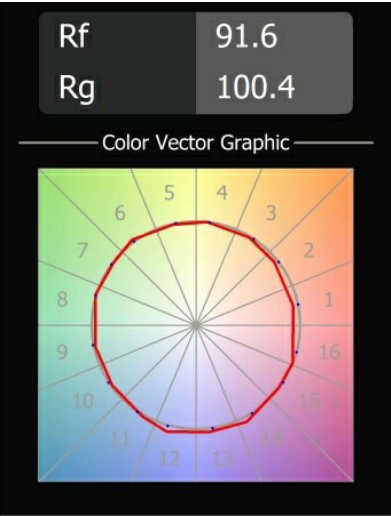
Minimalistic design, subtle curves, revealing colours, high-quality lens and LED. With its deep-recessed and glare-free light source, Thimble’s clean and seamless execution makes it a quiet yet sophisticated choice for high-end residential or hospitality settings. This versatile, elegant architectural downlighter brings pure form, definition and quality light without stealing all the attention.



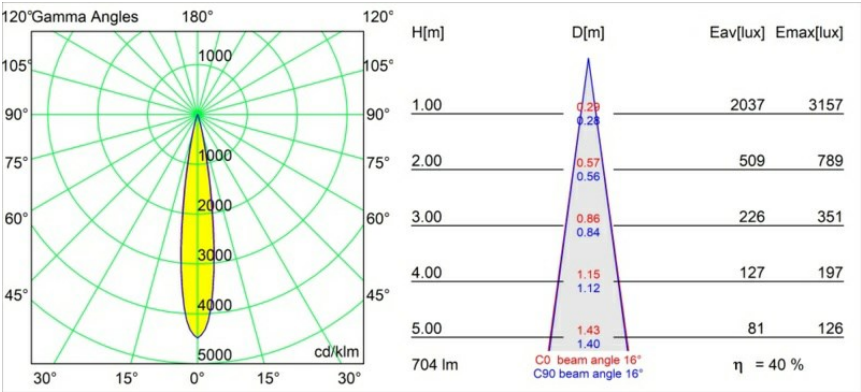
Specifications

Material	11621309	
Light Source Type	LED	
LED Type	CITIZEN CLU7A3	
LED technology	LED COB	
CRI	Min. 90	
Colour Temperature	3000K	
Lifetime	L90B10 @50,000 Hours	
Lamp Included	Yes	
Number of Light Sources	1	
CIE flux code	100 100 100 100 41	
Binning (SDCM)	2	
Light Direction	Down	
Optic	Lens	
Measured beam angle (°)	16.0	
Input Voltage	Constant Current Driver Required	
Electrical Class	III	
IP Rating	20	
Glow wire rating (°C)	960	
Indoor/Outdoor	Indoor	
Application	Ceiling	
Mounting	Recessed	
Cut-out size (mm)	70	
Mounting depth (mm)	110.0	
Adjustability	H 360° V 30°	
Distance to Lighted Object (m)	0,1	
Primary Colour & Primary Finish	White, Structure	
Gross weight (g)	240.0	
Drive current (mA)	350	500
Min. forward voltage (Vf)	11,2	11,2
Max. forward voltage (Vf)	13,2	13,2
Connected load (W)	4,1	6,1
Delivered lumens (lm)	212	286
Efficacy (lm/W)	52	47
Glare rating	0	0

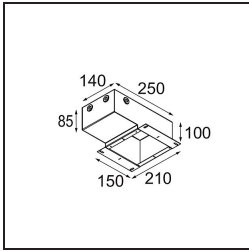
TM30 & CRI diagram



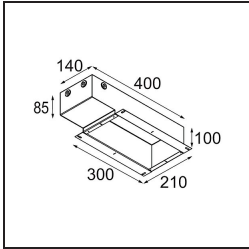
Light distribution & beam diagram



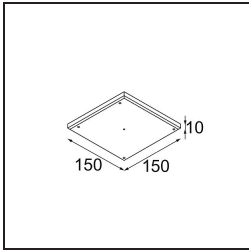
Installation Accessories



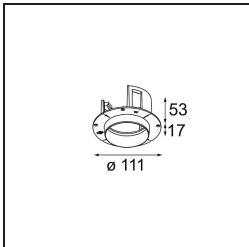
11624030 Installation Housing 140x250x100x210



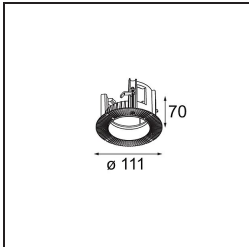
11624130 Installation Housing 140x400x100x210



12292630 Gypsum Fibreboard 150x150



11624430 Concrete Ring 70 Standard Installation Housing



11624330 Ring Recessed 70 1x

Choose a required accessory