


Date
Customer
Project
Type

Thimble Recessed Adjustable 74 1x LED 2700K Spot DE White Structure



Specifications

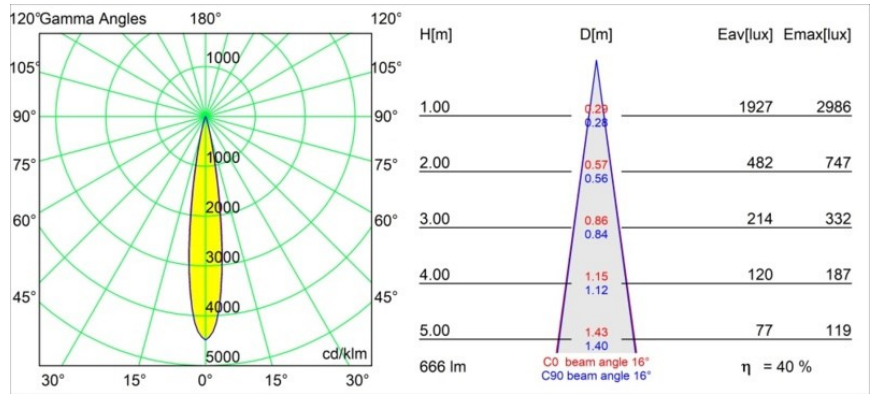
Material	11621209
Light Source Type	LED
LED Type	CITIZEN CLU7A3
LED technology	LED COB
CRI	Min. 90
Colour Temperature	2700K
Lifetime	L90B10 @50,000 Hours
Lamp Included	Yes
Number of Light Sources	1
CIE flux code	100 100 100 100 41
Binning (SDCM)	2
Light Direction	Down
Optic	Lens
Measured beam angle (°)	16.0
Input Voltage	Constant Current Driver Required
Electrical Class	III
IP Rating	20
Glow wire rating (°C)	960
Indoor/Outdoor	Indoor
Application	Ceiling
Mounting	Recessed
Cut-out size (mm)	70
Mounting depth (mm)	110.0
Adjustability	H 360° V 30°
Distance to Lighted Object (m)	0,1
Primary Colour & Primary Finish	White, Structure
Gross weight (g)	240.0
Drive current (mA)	350 500
Min. forward voltage (Vf)	11,2 11,2
Max. forward voltage (Vf)	13,2 13,2
Connected load (W)	4,1 6,1
Luminous flux per lamp (lm)	201 271
Efficacy (lm/W)	49 44
Glare rating	0 0

Minimalistic design, subtle curves, revealing colours, high-quality lens and LED. With its deep-recessed and glare-free light source, Thimble's clean and seamless execution makes it a quiet yet sophisticated choice for high-end residential or hospitality settings. This versatile, elegant architectural downlighter brings pure form, definition and quality light without stealing all the attention.

TM30 & CRI diagram



Light distribution & beam diagram



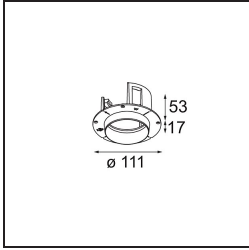
Installation Accessories



11624030 Installation Housing 140x250x100x210



12292630 Gypsum Fibreboard 150x150



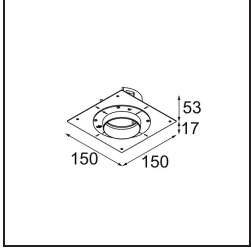
11624430 Concrete Ring 70 Standard Installation Housing



11624330 Ring Recessed 70 1x



12292430 Plaster Kit Trimless 150x150 - 70 1x



11624230 Concrete Kit 70 150x150 1x

Choose a required accessory