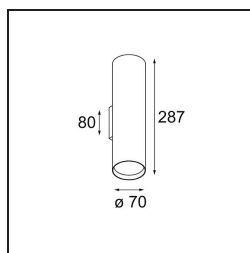


Date
Customer
Project
Type

Nude Wall Up/Down 70 2x LED PAR20 E27 2700K Medium Leading Edge/Trailing Edge Black Brushed Anodised

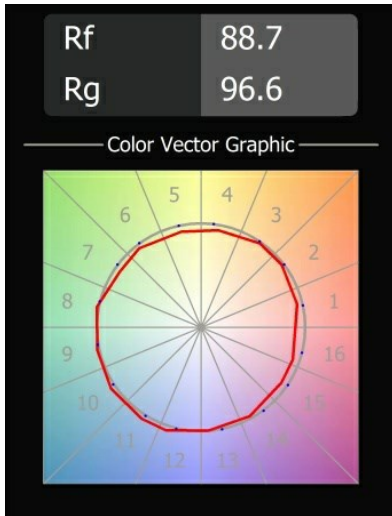


Specifications

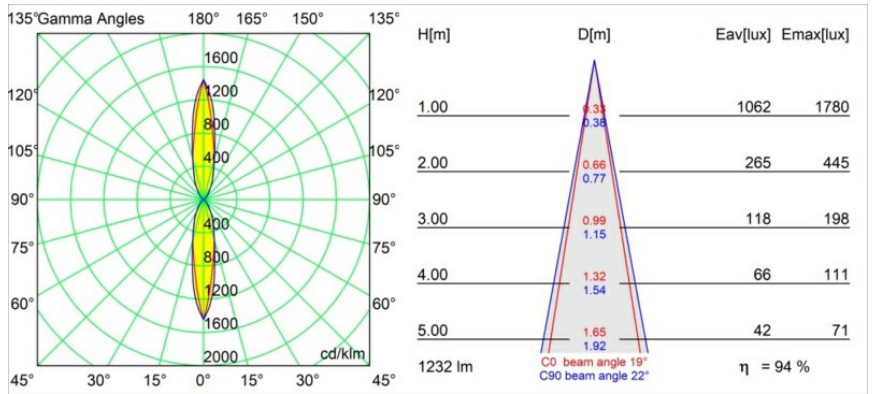
Material	10922981
Light Source Type	LED PAR20 E27
LED Type	NUDE PH MAS LEDSP PAR20
LED technology	LED high power
CRI	Min. 90
Colour Temperature	2700K
Lifetime	L70B50 @25,000 Hours
Lamp Included	Yes
Number of Light Sources	2
CIE flux code	92 100 100 50 95
Binning (SDCM)	3
Light Direction	Up/Down
Optic	Collimator
Measured beam angle (°)	22.0
Input Voltage	230V
Luminaire power (W)	12.0
Electrical Class	I
IP Rating	20
Dimming Protocol	Leading Edge, Trailing Edge
Indoor/Outdoor	Indoor
Application	Wall
Mounting	Surface
Distance to Lighted Object (m)	0,1
Primary Colour & Primary Finish	Black, Brushed Anodised
Gross weight (g)	1144.0
Delivered lumens (lm)	1166
Efficacy (lm/W)	97
Glare rating	13

Nude's pure geometrical lines are ideal for highlighting architectural features. A long, thin, wall luminaire with indirect light, it is completely stripped down to the essence of what constitutes a luminaire. Its light source is recessed in the slender cylinder so much so that it is practically invisible. Complement the light effect with white or black, or a row of rich colours.

TM30 & CRI diagram



Light distribution & beam diagram



Diagrams