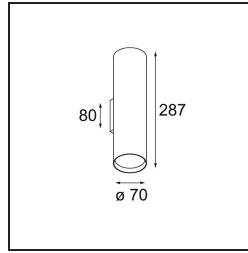


Date
Customer
Project
Type

*Nude Wall Up/Down 70 2x LED PAR20 E27 2700K Medium Leading Edge/Trailing Edge White Structure*

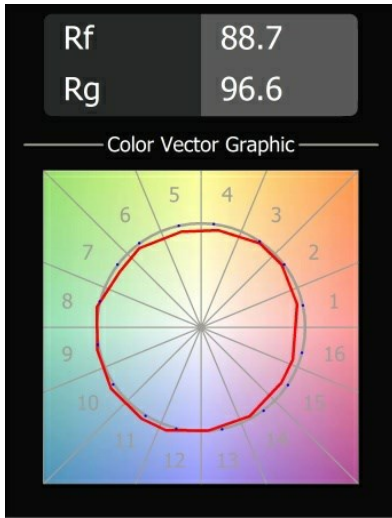


**Specifications**

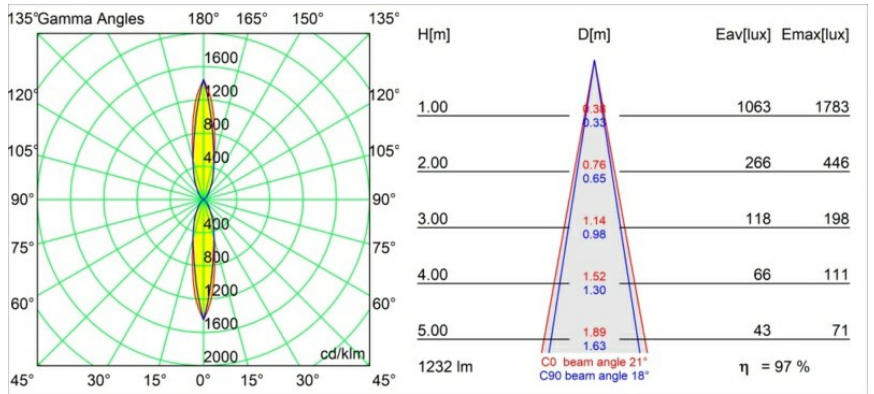
Material	10922909
Light Source Type	LED PAR20 E27
LED Type	NUDE PH MAS LEDSP PAR20
LED technology	LED high power
CRI	Min. 90
Colour Temperature	2700K
Lifetime	L70B50 @25,000 Hours
Lamp Included	Yes
Number of Light Sources	2
CIE flux code	90 98 99 50 97
Binning (SDCM)	3
Light Direction	Up/Down
Optic	Collimator
Measured beam angle (°)	21.0
Input Voltage	230V
Luminaire power (W)	12.0
Electrical Class	I
IP Rating	20
Dimming Protocol	Leading Edge, Trailing Edge
Indoor/Outdoor	Indoor
Application	Wall
Mounting	Surface
Distance to Lighted Object (m)	0,1
Primary Colour & Primary Finish	White, Structure
Gross weight (g)	1144.0
Delivered lumens (lm)	1198
Efficacy (lm/W)	100
Glare rating	15

Nude's pure geometrical lines are ideal for highlighting architectural features. A long, thin, wall luminaire with indirect light, it is completely stripped down to the essence of what constitutes a luminaire. Its light source is recessed in the slender cylinder so much so that it is practically invisible. Complement the light effect with white or black, or a row of rich colours.

**TM30 & CRI diagram**



**Light distribution & beam diagram**



Diagrams