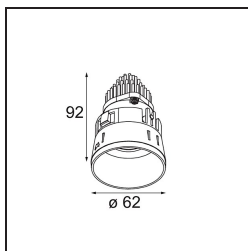


Date
Customer
Project
Type

Tetrix Straight Recessed 62 1x IP55 LED 3000K Spot DE Black Chrome



Specifications

Material	13730180
Light Source Type	LED
LED Type	CITIZEN CLU7A3
LED technology	LED COB
CRI	Min. 90
Colour Temperature	3000K
Lifetime	L90B10 @50,000 Hours
Lamp Included	Yes
Number of Light Sources	1
CIE flux code	100 100 100 100 97
Binning (SDCM)	2
Light Direction	Down
Optic	Collimator
Measured beam angle (°)	16.0
Input Voltage	Constant Current Driver Required
Electrical Class	III
IP Rating	55
Glow wire rating (°C)	850
Indoor/Outdoor	Indoor
Application	Ceiling, Wall
Mounting	Recessed
Cut-out size (mm)	ø68 for Frame Recessed; ø89 for Frame Recessed TrimLess
Mounting depth (mm)	110.0
Adjustability	Not Applicable
Distance to Lighted Object (m)	0,1
Primary Colour & Primary Finish	Black, Chrome
Gross weight (g)	146.0
Drive current (mA)	350 500
Min. forward voltage (Vf)	11,2 11,2
Max. forward voltage (Vf)	13,2 13,2
Connected load (W)	4,1 6,1
Luminous flux per lamp (lm)	419 563
Efficacy (lm/W)	102 92
Glare rating	5 6

Playing with pieces, fitting them together in all kinds of intricate ways. Tetrix invites you to give it your personal touch with design options and accessories. It's versatile, fits everywhere, and is a breeze to install.

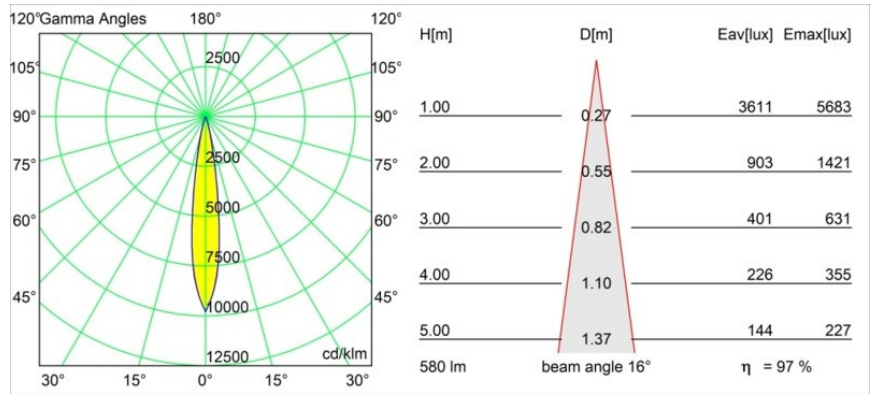
Remark

- Tetrix Recessed Ring or Tube Surface not included
 - This is not a complete product. Tetrix Recessed Ring or Tube Surface required.
 - This is not a complete product. Tetrix Recessed Ring or Tube Surface required.
-

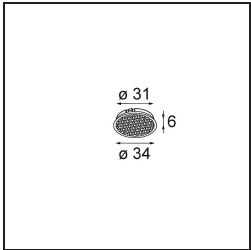
TM30 & CRI diagram



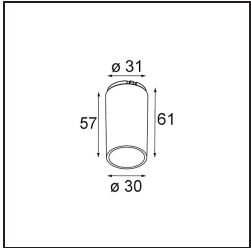
Light distribution & beam diagram



Optical Accessories



13515132 Honeycomb 33 Black Structure



13515038 Snoot 32 White Matt
13515032 Snoot 32 Black Structure



13515232 Light Cone 44 Black Structure
13515238 Light Cone 44 White Matt

Installation Accessories



13510083 Ring Recessed 62 1x IP55 Black Matt
13510038 Ring Recessed 62 1x IP55 White Matt



13515430 Ring Recessed Trimless 62 1x



13515530 Concrete Kit 62 150x150 1x



13515630 Concrete Ring 62 Standard Installation Housing



12293230 Plaster Kit Trimless 150x150 - 62 1x



11624030 Installation Housing 140x250x100x210



12292630 Gypsum Fibreboard 150x150

Choose a required accessory