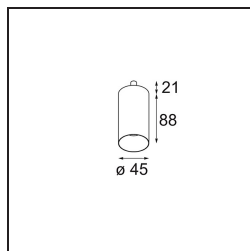


Datum
Kunde
Projekt
Art

Minude Jack Adjustable 45 1x LED 2700K Spot DE Bronze Brushed Anodised



Die yogische Flexibilität wird Sie ebenso überraschen, wie ihr pures, zylindrisches Design. Zaubern Sie ein raffiniertes und minimalistisches Szenario an Wände und an hohe oder niedrige Decken. Probieren Sie mehr als eine Minude aus, an unserem Pista Schienensystem oder unserem völlig neu entwickelten Modupoint LED. Die lange Farblinie und die Miniaturgröße hinterlassen einen bleibenden Eindruck.



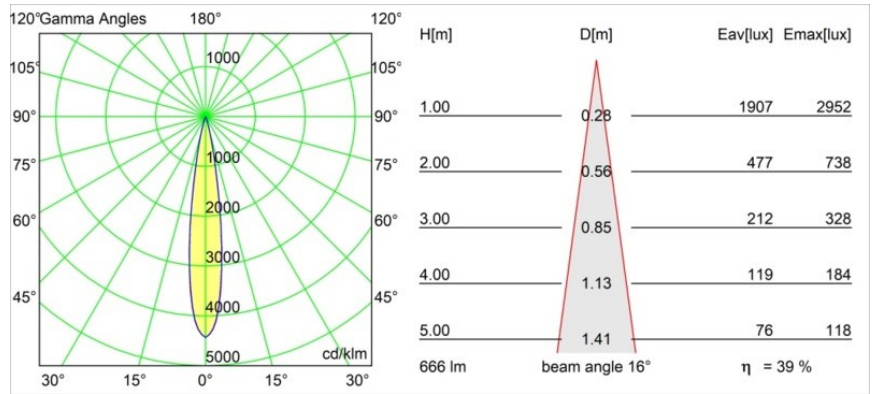
Spezifikationen

Material	13710682
Typ der Lichtquelle	LED
LED Typ	CITIZEN CLU7A3
LED-Technologie	COB-LED
CRI	Min. 90
Farbtemperatur	2700K
Lebensdauer	L90B10 bei 50.000 Stunden
Leuchtmittel enthalten	Ja
Anzahl Lichtquellen	1
CIE-Fluxcode	100 100 100 100 39
Binning (SDCM)	2
Lichtrichtung	Abwärts
Optik	Streuscheibe
Gemessene Abstrahlwinkel (°)	16,0
Eingangsspannung	Konstantstrom-Treiber erforderlich
Schutzklasse	III
Schutzart	20
Glühdrahtprüfung (°C)	960
Innen/Außen	Innen
Anwendung	Decke, Wand
Verstellbarkeit	H 360° V 0°/+90°
Abstand zum beleuchteten Objekt (m)	0,1
Primärfarbe & Primäres Finish	Bronze, Gebürstet und Eloxiert
Bruttogewicht (g)	247,0
Antriebsstrom (mA)	350 500
Min. forward voltage (Vf)	11,2 11,2
Max. forward voltage (Vf)	13,2 13,2
Connected load (W)	4,1 6,1
Lichtstrom pro Lampe (lm)	194 262
Effizienz (lm/W)	47 43
UGR	1 1
Bemerkung	<ul style="list-style-type: none"> • Dies ist kein vollständiges Produkt. System Modupoint Round oder Modupoint Square erforderlich.

TM30 & CRI Diagramm



Lichtverteilung und Lichtverteilungskurve

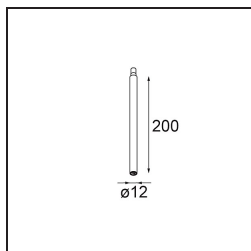


Diagramm

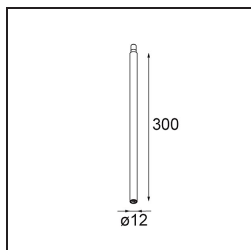
Dekorative Zubehör



13240009 Stick Modupoint 100 White Structure
13240032 Stick Modupoint 100 Black Structure



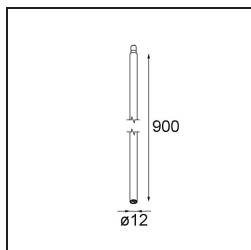
13240109 Stick Modupoint 200 White Structure
13240132 Stick Modupoint 200 Black Structure



13240209 Stick Modupoint 300 White Structure
13240232 Stick Modupoint 300 Black Structure



13242509 Stick Modupoint 600 White Structure
13242532 Stick Modupoint 600 Black Structure



13242632 Stick Modupoint 900 Black Structure
13242609 Stick Modupoint 900 White Structure



13242732 Stick Modupoint 1200 Black Structure
13242709 Stick Modupoint 1200 White Structure



13242832 Stick Modupoint 1500 Black Structure
13242809 Stick Modupoint 1500 White Structure



13242209 Stick Modupoint Curved 90° White Structure
13242232 Stick Modupoint Curved 90° Black Structure



13242309 Stick Modupoint Curved 180° White Structure
13242332 Stick Modupoint Curved 180° Black Structure

Montagezubehör



13240509 Modupoint Round Deep Recessed 90 1x DE White Structure
13240532 Modupoint Round Deep Recessed 90 1x DE Black Structure



- **13240609** Modupoint Round Deep Recessed Trimless 82 1x DE White Structure
- **13240632** Modupoint Round Deep Recessed Trimless 82 1x DE Black Structure



- **13240709** Modupoint Round Deep Recessed 90 2x DE White Structure
- **13240732** Modupoint Round Deep Recessed 90 2x DE Black Structure



- **13240809** Modupoint Round Deep Recessed Trimless 82 2x DE White Structure
- **13240832** Modupoint Round Deep Recessed Trimless 82 2x DE Black Structure
- **13242009** Modupoint Round Surface 45 1x DE White Structure
- **13242084** Modupoint Round Surface 45 1x DE Silver Bronze Brushed Anodised
- **13242032** Modupoint Round Surface 45 1x DE Black Structure
- **13242041** Modupoint Round Surface 45 1x DE Champagne Brushed Anodised
- **13242081** Modupoint Round Surface 45 1x DE Black Brushed Anodised
- **13242082** Modupoint Round Surface 45 1x DE Bronze Brushed Anodised
- **13242080** Modupoint Round Surface 45 1x DE Black Chrome
- **13242004** Modupoint Round Surface 45 1x DE Cast Grey Matt



- **13490009** Modupoint Square Surface 320X58 2x Jack Trailing Edge DI 500mA White Structure
- **13490032** Modupoint Square Surface 320X58 2x Jack Trailing Edge DI 500mA Black Structure
- **13490109** Modupoint Square Surface 320X58 2x Jack 1800-3000K WD Trailing Edge DI 350mA White Structure
- **13490132** Modupoint Square Surface 320X58 2x Jack 1800-3000K WD Trailing Edge DI 350mA Black Structure
- **13490209** Modupoint Square Surface 320X58 2x Jack 1-10V DI 500mA White Structure
- **13490232** Modupoint Square Surface 320X58 2x Jack 1-10V DI 500mA Black Structure
- **13490309** Modupoint Square Surface 320X58 2x Jack 1800-3000K WD 1-10V DI 350mA White Structure
- **13490332** Modupoint Square Surface 320X58 2x Jack 1800-3000K WD 1-10V DI 350mA Black Structure
- **13490409** Modupoint Square Surface 320X58 2x Jack DALI/Push-Dim DI 500mA White Structure
- **13490432** Modupoint Square Surface 320X58 2x Jack DALI/Push-Dim DI 500mA Black Structure
- **13490509** Modupoint Square Surface 320X58 2x Jack 1800-3000K WD DALI/Push-Dim DI 350mA White Structure
- **13490532** Modupoint Square Surface 320X58 2x Jack 1800-3000K WD DALI/Push-Dim DI 350mA Black Structure
- **13493009** Modupoint Square Surface 320X58 2x Jack Casambi DI 500mA White Structure
- **13493109** Modupoint Square Surface 320X58 2x Jack 1800-3000K WD Casambi DI 350mA White Structure
- **13493032** Modupoint Square Surface 320X58 2x Jack Casambi DI 500mA Black Structure
- **13493132** Modupoint Square Surface 320X58 2x Jack 1800-3000K WD Casambi DI 350mA Black Structure



- **13491009** Modupoint Square Surface 420X58 3x Jack Trailing Edge DI 500mA White Structure
- **13491032** Modupoint Square Surface 420X58 3x Jack Trailing Edge DI 500mA Black Structure
- **13491109** Modupoint Square Surface 420X58 3x Jack 1800-3000K WD Trailing Edge DI 350mA White Structure
- **13491132** Modupoint Square Surface 420X58 3x Jack 1800-3000K WD Trailing Edge DI 350mA Black Structure
- **13491209** Modupoint Square Surface 420X58 3x Jack 1-10V DI 500mA White Structure
- **13491232** Modupoint Square Surface 420X58 3x Jack 1-10V DI 500mA Black Structure
- **13491309** Modupoint Square Surface 420X58 3x Jack 1800-3000K WD 1-10V DI 350mA White Structure
- **13491332** Modupoint Square Surface 420X58 3x Jack 1800-3000K WD 1-10V DI 350mA Black Structure
- **13491409** Modupoint Square Surface 420X58 3x Jack DALI/Push-Dim DI 500mA White Structure
- **13491432** Modupoint Square Surface 420X58 3x Jack DALI/Push-Dim DI 500mA Black Structure
- **13491509** Modupoint Square Surface 420X58 3x Jack 1800-3000K WD DALI/Push-Dim DI 350mA White Structure
- **13491532** Modupoint Square Surface 420X58 3x Jack 1800-3000K WD DALI/Push-Dim DI 350mA Black Structure
- **13494009** Modupoint Square Surface 420X58 3x Jack Casambi DI 500mA White Structure
- **13494109** Modupoint Square Surface 420X58 3x Jack 1800-3000K WD Casambi DI 350mA White Structure
- **13494032** Modupoint Square Surface 420X58 3x Jack Casambi DI 500mA Black Structure
- **13494132** Modupoint Square Surface 420X58 3x Jack 1800-3000K WD Casambi DI 350mA Black Structure



- **13492009** Modupoint Round Surface 200 3x Jack Trailing Edge DI 500mA White Structure
- **13492109** Modupoint Round Surface 200 3x Jack 1800-3000K WD Trailing Edge DI 350mA White Structure
- **13492032** Modupoint Round Surface 200 3x Jack Trailing Edge DI 500mA Black Structure
- **13492209** Modupoint Round Surface 200 3x Jack 1-10V DI 500mA White Structure
- **13492132** Modupoint Round Surface 200 3x Jack 1800-3000K WD Trailing Edge DI 350mA Black Structure
- **13492309** Modupoint Round Surface 200 3x Jack 1800-3000K WD 1-10V DI 350mA White Structure
- **13492232** Modupoint Round Surface 200 3x Jack 1-10V DI 500mA Black Structure
- **13492409** Modupoint Round Surface 200 3x Jack DALI/Push-Dim DI 500mA White Structure
- **13492332** Modupoint Round Surface 200 3x Jack 1800-3000K WD 1-10V DI 350mA Black Structure
- **13492509** Modupoint Round Surface 200 3x Jack 1800-3000K WD DALI/Push-Dim DI 350mA White Structure
- **13492432** Modupoint Round Surface 200 3x Jack DALI/Push-Dim DI 500mA Black Structure
- **13492532** Modupoint Round Surface 200 3x Jack 1800-3000K WD DALI/Push-Dim DI 350mA Black Structure
- **13495009** Modupoint Round Surface 200 3x Jack Casambi DI 500mA White Structure
- **13495032** Modupoint Round Surface 200 3x Jack Casambi DI 500mA Black Structure
- **13495109** Modupoint Round Surface 200 3x Jack 1800-3000K WD Casambi DI 350mA White Structure
- **13495132** Modupoint Round Surface 200 3x Jack 1800-3000K WD Casambi DI 350mA Black Structure



- **13240309** Modupoint Round Recessed 45 1x DE White Structure
- **13240332** Modupoint Round Recessed 45 1x DE Black Structure



- **13240400** Modupoint Round Recessed Trimless 10 1x DE



- **13242132** Modupoint Round Panel Mount Recessed 17 1x DE Black Structure
- **13242109** Modupoint Round Panel Mount Recessed 17 1x DE White Structure

■ Wählen Sie das benötigte Zubehör