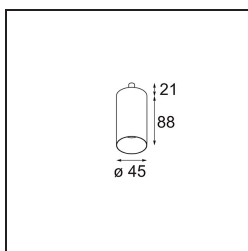


Date
Customer
Project
Type

Minude Jack Adjustable 45 1x LED 2700K Spot DE Black Structure



Minude's yogic flexibility will surprise you about as much as its bare, cylindrical design. Express a refined and minimalistic look & feel on walls, on high or low ceilings. Try more than one Minude on our Pista track or on our redesigned Modupoint LED. Its long string of colours and miniature size will make a big impression.



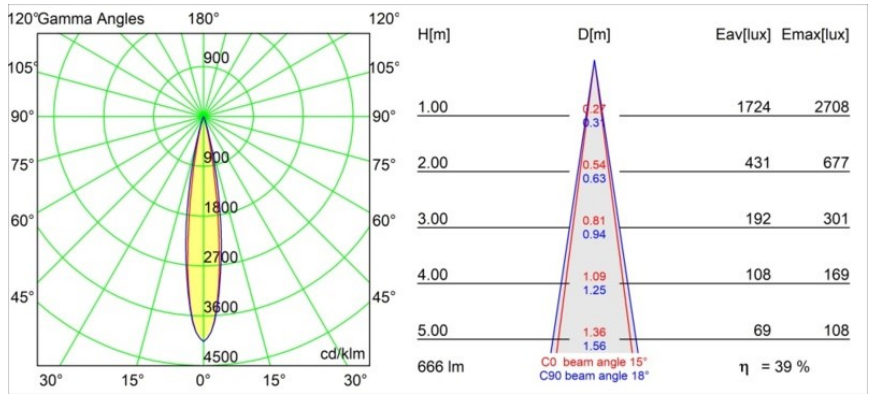
Specifications

Material	13710632
Light Source Type	LED
LED Type	CITIZEN CLU7A3
LED technology	LED COB
CRI	Min. 90
Colour Temperature	2700K
Lifetime	L90B10 @50,000 Hours
Lamp Included	Yes
Number of Light Sources	1
CIE flux code	100 100 100 100 39
Binning (SDCM)	2
Light Direction	Down
Optic	Lens
Measured beam angle (°)	15.0
Input Voltage	Constant Current Driver Required
Electrical Class	III
IP Rating	20
Glow wire rating (°C)	960
Indoor/Outdoor	Indoor
Application	Ceiling, Wall
Adjustability	H 360° V 0°/+90°
Distance to Lighted Object (m)	0,1
Primary Colour & Primary Finish	Black, Structure
Gross weight (g)	247.0
Drive current (mA)	350 500
Min. forward voltage (Vf)	11,2 11,2
Max. forward voltage (Vf)	13,2 13,2
Connected load (W)	4,1 6,1
Luminous flux per lamp (lm)	193 261
Efficacy (lm/W)	47 43
Glare rating	1 1
Remark	<ul style="list-style-type: none"> This is not a complete product. Modupoint Round or Modupoint Square system required.

TM30 & CRI diagram



Light distribution & beam diagram



Decorative Accessories



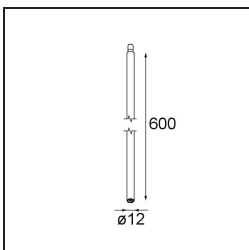
13240009 Stick Modupoint 100 White Structure
13240032 Stick Modupoint 100 Black Structure



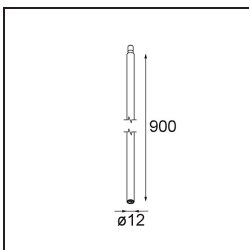
13240109 Stick Modupoint 200 White Structure
13240132 Stick Modupoint 200 Black Structure



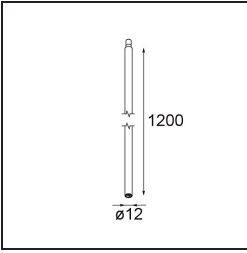
13240209 Stick Modupoint 300 White Structure
13240232 Stick Modupoint 300 Black Structure



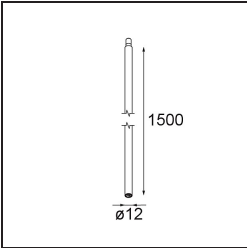
13242509 Stick Modupoint 600 White Structure
13242532 Stick Modupoint 600 Black Structure



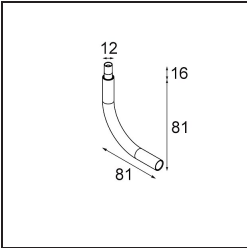
13242632 Stick Modupoint 900 Black Structure
13242609 Stick Modupoint 900 White Structure



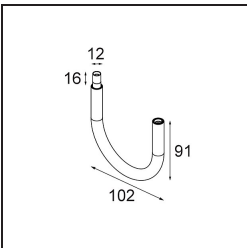
13242732 Stick Modupoint 1200 Black Structure
13242709 Stick Modupoint 1200 White Structure



13242832 Stick Modupoint 1500 Black Structure
13242809 Stick Modupoint 1500 White Structure

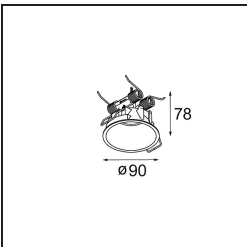


13242209 Stick Modupoint Curved 90° White Structure
13242232 Stick Modupoint Curved 90° Black Structure



13242309 Stick Modupoint Curved 180° White Structure
13242332 Stick Modupoint Curved 180° Black Structure

Installation Accessories



13240509 Modupoint Round Deep Recessed 90 1x DE White Structure
13240532 Modupoint Round Deep Recessed 90 1x DE Black Structure



- **13240609** Modupoint Round Deep Recessed Trimless 82 1x DE White Structure
- **13240632** Modupoint Round Deep Recessed Trimless 82 1x DE Black Structure



- **13240709** Modupoint Round Deep Recessed 90 2x DE White Structure
- **13240732** Modupoint Round Deep Recessed 90 2x DE Black Structure



- **13240809** Modupoint Round Deep Recessed Trimless 82 2x DE White Structure
- **13240832** Modupoint Round Deep Recessed Trimless 82 2x DE Black Structure
- **13242009** Modupoint Round Surface 45 1x DE White Structure
- **13242084** Modupoint Round Surface 45 1x DE Silver Bronze Brushed Anodised
- **13242032** Modupoint Round Surface 45 1x DE Black Structure
- **13242041** Modupoint Round Surface 45 1x DE Champagne Brushed Anodised
- **13242081** Modupoint Round Surface 45 1x DE Black Brushed Anodised
- **13242082** Modupoint Round Surface 45 1x DE Bronze Brushed Anodised
- **13242080** Modupoint Round Surface 45 1x DE Black Chrome
- **13242004** Modupoint Round Surface 45 1x DE Cast Grey Matt



- **13490009** Modupoint Square Surface 320X58 2x Jack Trailing Edge DI 500mA White Structure
- **13490032** Modupoint Square Surface 320X58 2x Jack Trailing Edge DI 500mA Black Structure
- **13490109** Modupoint Square Surface 320X58 2x Jack 1800-3000K WD Trailing Edge DI 350mA White Structure
- **13490132** Modupoint Square Surface 320X58 2x Jack 1800-3000K WD Trailing Edge DI 350mA Black Structure
- **13490209** Modupoint Square Surface 320X58 2x Jack 1-10V DI 500mA White Structure
- **13490232** Modupoint Square Surface 320X58 2x Jack 1-10V DI 500mA Black Structure
- **13490309** Modupoint Square Surface 320X58 2x Jack 1800-3000K WD 1-10V DI 350mA White Structure
- **13490332** Modupoint Square Surface 320X58 2x Jack 1800-3000K WD 1-10V DI 350mA Black Structure
- **13490409** Modupoint Square Surface 320X58 2x Jack DALI/Push-Dim DI 500mA White Structure
- **13490432** Modupoint Square Surface 320X58 2x Jack DALI/Push-Dim DI 500mA Black Structure
- **13490509** Modupoint Square Surface 320X58 2x Jack 1800-3000K WD DALI/Push-Dim DI 350mA White Structure
- **13490532** Modupoint Square Surface 320X58 2x Jack 1800-3000K WD DALI/Push-Dim DI 350mA Black Structure
- **13493009** Modupoint Square Surface 320X58 2x Jack Casambi DI 500mA White Structure
- **13493109** Modupoint Square Surface 320X58 2x Jack 1800-3000K WD Casambi DI 350mA White Structure
- **13493032** Modupoint Square Surface 320X58 2x Jack Casambi DI 500mA Black Structure
- **13493132** Modupoint Square Surface 320X58 2x Jack 1800-3000K WD Casambi DI 350mA Black Structure



- **13491009** Modupoint Square Surface 420X58 3x Jack Trailing Edge DI 500mA White Structure
- **13491032** Modupoint Square Surface 420X58 3x Jack Trailing Edge DI 500mA Black Structure
- **13491109** Modupoint Square Surface 420X58 3x Jack 1800-3000K WD Trailing Edge DI 350mA White Structure
- **13491132** Modupoint Square Surface 420X58 3x Jack 1800-3000K WD Trailing Edge DI 350mA Black Structure
- **13491209** Modupoint Square Surface 420X58 3x Jack 1-10V DI 500mA White Structure
- **13491232** Modupoint Square Surface 420X58 3x Jack 1-10V DI 500mA Black Structure
- **13491309** Modupoint Square Surface 420X58 3x Jack 1800-3000K WD 1-10V DI 350mA White Structure
- **13491332** Modupoint Square Surface 420X58 3x Jack 1800-3000K WD 1-10V DI 350mA Black Structure
- **13491409** Modupoint Square Surface 420X58 3x Jack DALI/Push-Dim DI 500mA White Structure
- **13491432** Modupoint Square Surface 420X58 3x Jack DALI/Push-Dim DI 500mA Black Structure
- **13491509** Modupoint Square Surface 420X58 3x Jack 1800-3000K WD DALI/Push-Dim DI 350mA White Structure
- **13491532** Modupoint Square Surface 420X58 3x Jack 1800-3000K WD DALI/Push-Dim DI 350mA Black Structure
- **13494009** Modupoint Square Surface 420X58 3x Jack Casambi DI 500mA White Structure
- **13494109** Modupoint Square Surface 420X58 3x Jack 1800-3000K WD Casambi DI 350mA White Structure
- **13494032** Modupoint Square Surface 420X58 3x Jack Casambi DI 500mA Black Structure
- **13494132** Modupoint Square Surface 420X58 3x Jack 1800-3000K WD Casambi DI 350mA Black Structure



- **13492009** Modupoint Round Surface 200 3x Jack Trailing Edge DI 500mA White Structure
- **13492109** Modupoint Round Surface 200 3x Jack 1800-3000K WD Trailing Edge DI 350mA White Structure
- **13492032** Modupoint Round Surface 200 3x Jack Trailing Edge DI 500mA Black Structure
- **13492209** Modupoint Round Surface 200 3x Jack 1-10V DI 500mA White Structure
- **13492132** Modupoint Round Surface 200 3x Jack 1800-3000K WD Trailing Edge DI 350mA Black Structure
- **13492309** Modupoint Round Surface 200 3x Jack 1800-3000K WD 1-10V DI 350mA White Structure
- **13492232** Modupoint Round Surface 200 3x Jack 1-10V DI 500mA Black Structure
- **13492409** Modupoint Round Surface 200 3x Jack DALI/Push-Dim DI 500mA White Structure
- **13492332** Modupoint Round Surface 200 3x Jack 1800-3000K WD 1-10V DI 350mA Black Structure
- **13492509** Modupoint Round Surface 200 3x Jack 1800-3000K WD DALI/Push-Dim DI 350mA White Structure
- **13492432** Modupoint Round Surface 200 3x Jack DALI/Push-Dim DI 500mA Black Structure
- **13492532** Modupoint Round Surface 200 3x Jack 1800-3000K WD DALI/Push-Dim DI 350mA Black Structure
- **13495009** Modupoint Round Surface 200 3x Jack Casambi DI 500mA White Structure
- **13495032** Modupoint Round Surface 200 3x Jack Casambi DI 500mA Black Structure
- **13495109** Modupoint Round Surface 200 3x Jack 1800-3000K WD Casambi DI 350mA White Structure
- **13495132** Modupoint Round Surface 200 3x Jack 1800-3000K WD Casambi DI 350mA Black Structure



- **13240309** Modupoint Round Recessed 45 1x DE White Structure
- **13240332** Modupoint Round Recessed 45 1x DE Black Structure



- **13240400** Modupoint Round Recessed Trimless 10 1x DE



- **13242132** Modupoint Round Panel Mount Recessed 17 1x DE Black Structure
- **13242109** Modupoint Round Panel Mount Recessed 17 1x DE White Structure

■ Choose a required accessory