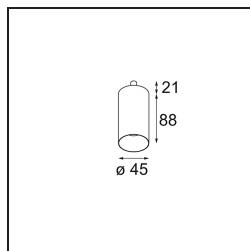


Date
Customer
Project
Type

FFD\_Minude Jack Adjustable 45 1x LED 2700K Spot DE White Structure BB



### Specifications

Material	13710609
Tipo de fuente de luz	LED
Tipo de LED	CITIZEN CLU7A3
Tecnología LED	COB LED
CRI	Min. 90
Temperatura del color	2700K
Vida Útil	L90B10 @50.000 horas
Lámpara Incluida	Sí
Número de fuentes de luz	1
Código de flujo CIE	97 99 100 100 42
Binning (SDCM)	2
Dirección de la luz	Directo
Óptica	Lente
Ángulo de Apertura medido (°)	16,0
Voltaje de entrada	Driver de corriente constante requerido
Clasificación eléctrica	III
Clasificación del IP	20
Clasificación de hilo incandescente (°C)	960
Interio/Exterior	Interior
Aplicación	Techo, Pared
Ajustabilidad	H 360° V 0°/+90°
Distancia al objeto iluminado (m)	0,1
Color principal & Acabado principal	Blanco, Estructura
Peso bruto (g)	247,0
Corriente de accionamiento (mA)	350      500
Min. forward voltage (Vf)	11,2      11,2
Max. forward voltage (Vf)	13,2      13,2
Connected load (W)	4,1      6,1
Flujo luminoso por lámpara (lm)	206      279
Eficacia (lm/W)	50      46
Índice de deslumbramiento	12      13

La flexibilidad yóguica de Minude le sorprenderá tanto como su diseño cilíndrico desnudo. Expresa apariencia y sensación elegantes y minimalistas en paredes y en techos altos o bajos. Use más de un foco Minude en nuestra vía Pista Track o en nuestro Modupoint LED rediseñado. Su larga tira de colores y tamaño en miniatura causarán gran impresión.

---

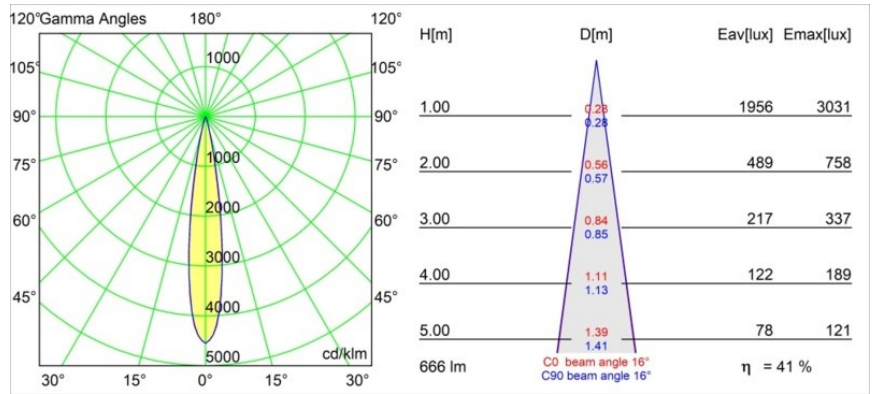
Remark

- This is not a complete product. Modupoint Round or Modupoint Square system required.

**TM30 & CRI diagram**



**Light distribution & beam diagram**



**Accesorios Decorativo**



**13240009** Stick Modupoint 100 White Structure  
**13240032** Stick Modupoint 100 Black Structure



**13240109** Stick Modupoint 200 White Structure  
**13240132** Stick Modupoint 200 Black Structure



**13240209** Stick Modupoint 300 White Structure  
**13240232** Stick Modupoint 300 Black Structure



**13242509** Stick Modupoint 600 White Structure  
**13242532** Stick Modupoint 600 Black Structure



**13242632** Stick Modupoint 900 Black Structure  
**13242609** Stick Modupoint 900 White Structure



**13242732** Stick Modupoint 1200 Black Structure  
**13242709** Stick Modupoint 1200 White Structure



**13242832** Stick Modupoint 1500 Black Structure  
**13242809** Stick Modupoint 1500 White Structure



**13242209** Stick Modupoint Curved 90° White Structure  
**13242232** Stick Modupoint Curved 90° Black Structure



**13242309** Stick Modupoint Curved 180° White Structure  
**13242332** Stick Modupoint Curved 180° Black Structure

### Accesorios Instalación



**13240509** Modupoint Round Deep Recessed 90 1x DE White Structure  
**13240532** Modupoint Round Deep Recessed 90 1x DE Black Structure



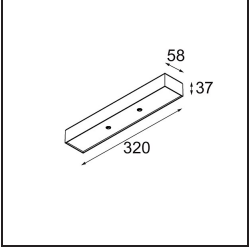
- **13240609** Modupoint Round Deep Recessed Trimless 82 1x DE White Structure
- **13240632** Modupoint Round Deep Recessed Trimless 82 1x DE Black Structure



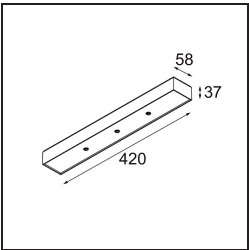
- **13240709** Modupoint Round Deep Recessed 90 2x DE White Structure
- **13240732** Modupoint Round Deep Recessed 90 2x DE Black Structure



- **13240809** Modupoint Round Deep Recessed Trimless 82 2x DE White Structure
- **13240832** Modupoint Round Deep Recessed Trimless 82 2x DE Black Structure
- **13242009** Modupoint Round Surface 45 1x DE White Structure
- **13242084** Modupoint Round Surface 45 1x DE Silver Bronze Brushed Anodised
- **13242032** Modupoint Round Surface 45 1x DE Black Structure
- **13242041** Modupoint Round Surface 45 1x DE Champagne Brushed Anodised
- **13242081** Modupoint Round Surface 45 1x DE Black Brushed Anodised
- **13242082** Modupoint Round Surface 45 1x DE Bronze Brushed Anodised
- **13242080** Modupoint Round Surface 45 1x DE Black Chrome
- **13242004** Modupoint Round Surface 45 1x DE Cast Grey Matt



- **13490009** Modupoint Square Surface 320X58 2x Jack Trailing Edge DI 500mA White Structure
- **13490032** Modupoint Square Surface 320X58 2x Jack Trailing Edge DI 500mA Black Structure
- **13490109** Modupoint Square Surface 320X58 2x Jack 1800-3000K WD Trailing Edge DI 350mA White Structure
- **13490132** Modupoint Square Surface 320X58 2x Jack 1800-3000K WD Trailing Edge DI 350mA Black Structure
- **13490209** Modupoint Square Surface 320X58 2x Jack 1-10V DI 500mA White Structure
- **13490232** Modupoint Square Surface 320X58 2x Jack 1-10V DI 500mA Black Structure
- **13490309** Modupoint Square Surface 320X58 2x Jack 1800-3000K WD 1-10V DI 350mA White Structure
- **13490332** Modupoint Square Surface 320X58 2x Jack 1800-3000K WD 1-10V DI 350mA Black Structure
- **13490409** Modupoint Square Surface 320X58 2x Jack DALI/Push-Dim DI 500mA White Structure
- **13490432** Modupoint Square Surface 320X58 2x Jack DALI/Push-Dim DI 500mA Black Structure
- **13490509** Modupoint Square Surface 320X58 2x Jack 1800-3000K WD DALI/Push-Dim DI 350mA White Structure
- **13490532** Modupoint Square Surface 320X58 2x Jack 1800-3000K WD DALI/Push-Dim DI 350mA Black Structure
- **13493009** Modupoint Square Surface 320X58 2x Jack Casambi DI 500mA White Structure
- **13493109** Modupoint Square Surface 320X58 2x Jack 1800-3000K WD Casambi DI 350mA White Structure
- **13493032** Modupoint Square Surface 320X58 2x Jack Casambi DI 500mA Black Structure
- **13493132** Modupoint Square Surface 320X58 2x Jack 1800-3000K WD Casambi DI 350mA Black Structure



- **13491009** Modupoint Square Surface 420X58 3x Jack Trailing Edge DI 500mA White Structure
- **13491032** Modupoint Square Surface 420X58 3x Jack Trailing Edge DI 500mA Black Structure
- **13491109** Modupoint Square Surface 420X58 3x Jack 1800-3000K WD Trailing Edge DI 350mA White Structure
- **13491132** Modupoint Square Surface 420X58 3x Jack 1800-3000K WD Trailing Edge DI 350mA Black Structure
- **13491209** Modupoint Square Surface 420X58 3x Jack 1-10V DI 500mA White Structure
- **13491232** Modupoint Square Surface 420X58 3x Jack 1-10V DI 500mA Black Structure
- **13491309** Modupoint Square Surface 420X58 3x Jack 1800-3000K WD 1-10V DI 350mA White Structure
- **13491332** Modupoint Square Surface 420X58 3x Jack 1800-3000K WD 1-10V DI 350mA Black Structure
- **13491409** Modupoint Square Surface 420X58 3x Jack DALI/Push-Dim DI 500mA White Structure
- **13491432** Modupoint Square Surface 420X58 3x Jack DALI/Push-Dim DI 500mA Black Structure
- **13491509** Modupoint Square Surface 420X58 3x Jack 1800-3000K WD DALI/Push-Dim DI 350mA White Structure
- **13491532** Modupoint Square Surface 420X58 3x Jack 1800-3000K WD DALI/Push-Dim DI 350mA Black Structure
- **13494009** Modupoint Square Surface 420X58 3x Jack Casambi DI 500mA White Structure
- **13494109** Modupoint Square Surface 420X58 3x Jack 1800-3000K WD Casambi DI 350mA White Structure
- **13494032** Modupoint Square Surface 420X58 3x Jack Casambi DI 500mA Black Structure
- **13494132** Modupoint Square Surface 420X58 3x Jack 1800-3000K WD Casambi DI 350mA Black Structure



- **13492009** Modupoint Round Surface 200 3x Jack Trailing Edge DI 500mA White Structure
- **13492109** Modupoint Round Surface 200 3x Jack 1800-3000K WD Trailing Edge DI 350mA White Structure
- **13492032** Modupoint Round Surface 200 3x Jack Trailing Edge DI 500mA Black Structure
- **13492209** Modupoint Round Surface 200 3x Jack 1-10V DI 500mA White Structure
- **13492132** Modupoint Round Surface 200 3x Jack 1800-3000K WD Trailing Edge DI 350mA Black Structure
- **13492309** Modupoint Round Surface 200 3x Jack 1800-3000K WD 1-10V DI 350mA White Structure
- **13492232** Modupoint Round Surface 200 3x Jack 1-10V DI 500mA Black Structure
- **13492409** Modupoint Round Surface 200 3x Jack DALI/Push-Dim DI 500mA White Structure
- **13492332** Modupoint Round Surface 200 3x Jack 1800-3000K WD 1-10V DI 350mA Black Structure
- **13492509** Modupoint Round Surface 200 3x Jack 1800-3000K WD DALI/Push-Dim DI 350mA White Structure
- **13492432** Modupoint Round Surface 200 3x Jack DALI/Push-Dim DI 500mA Black Structure
- **13492532** Modupoint Round Surface 200 3x Jack 1800-3000K WD DALI/Push-Dim DI 350mA Black Structure
- **13495009** Modupoint Round Surface 200 3x Jack Casambi DI 500mA White Structure
- **13495032** Modupoint Round Surface 200 3x Jack Casambi DI 500mA Black Structure
- **13495109** Modupoint Round Surface 200 3x Jack 1800-3000K WD Casambi DI 350mA White Structure
- **13495132** Modupoint Round Surface 200 3x Jack 1800-3000K WD Casambi DI 350mA Black Structure



- **13240309** Modupoint Round Recessed 45 1x DE White Structure
- **13240332** Modupoint Round Recessed 45 1x DE Black Structure



- **13240400** Modupoint Round Recessed Trimless 10 1x DE



- **13242132** Modupoint Round Panel Mount Recessed 17 1x DE Black Structure
- **13242109** Modupoint Round Panel Mount Recessed 17 1x DE White Structure

■ Choose a required accessory