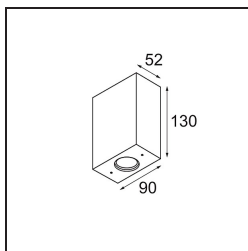


Date
Customer
Project
Type

Sulfer Wall Up/Down 2x IP54 LED 3000K Non-Dim DI White Structure



Sulfer is a minimalistic square-shaped luminaire. The cast aluminium housing brings a modern accent to walls, whether they're in- or outside (IP54) homes, hotels, restaurants, and more. Sulfer diffuses a wide beam (flood), which can be customised by an additional beam angle plate (medium and small). A recessed light source and a diffuser ensure only indirect and soft light.



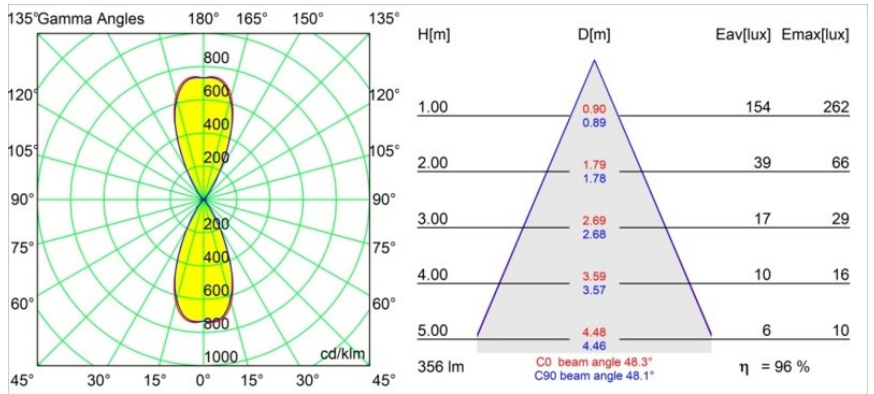
Specifications

Material	13270409
Light Source Type	LED
LED Type	LED LOWIE/LOWIEZE/SULFER
LED technology	LED high power
CRI	Min. 90
Colour Temperature	3000K
Lifetime	L80B20 @50,000 Hours
Lamp Included	Yes
Number of Light Sources	2
CIE flux code	97 99 100 50 97
Binning (SDCM)	3
Light Direction	Up/Down
Optic	Collimator
Input Voltage	230V
Luminaire power (W)	8.5
Electrical Class	I
IP Rating	54
Glow wire rating (°C)	960
Dimming Protocol	Non-Dim
Indoor/Outdoor	Outdoor
Application	Wall
Mounting	Surface
Adjustability	Not Applicable
Distance to Lighted Object (m)	0,1
Primary Colour & Primary Finish	White, Structure
Gross weight (g)	766.0
Luminous flux per lamp (lm)	344
Efficacy (lm/W)	40
Glare rating	16
Remark	• Not suitable for installation ≤5km from the coast

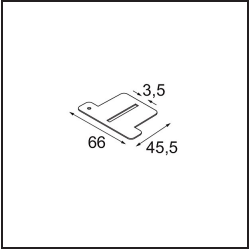
TM30 & CRI diagram



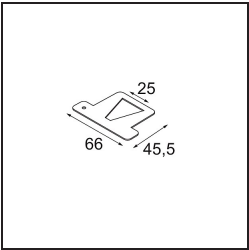
Light distribution & beam diagram



Optical Accessories



- 13271209** Beam Aperture Plate IP54 Sulfer Spot White Structure
- 13271232** Beam Aperture Plate IP54 Sulfer Spot Black Structure



- 13271309** Beam Aperture Plate IP54 Sulfer Medium White Structure
- 13271332** Beam Aperture Plate IP54 Sulfer Medium Black Structure

Choose a required accessory